


EMERGENCY OPENING DEVICE EXTENSION CABLE

Article Number: **MI-CAB8-0002-03AIR**

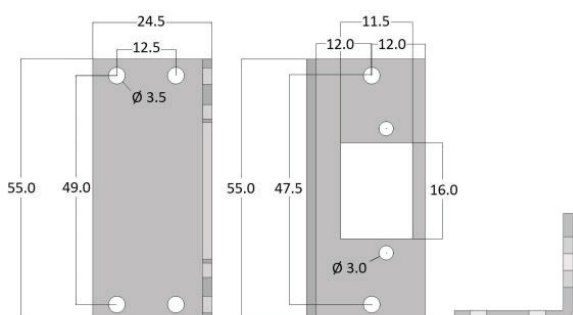
HS Code: 85444210

Made in Malta

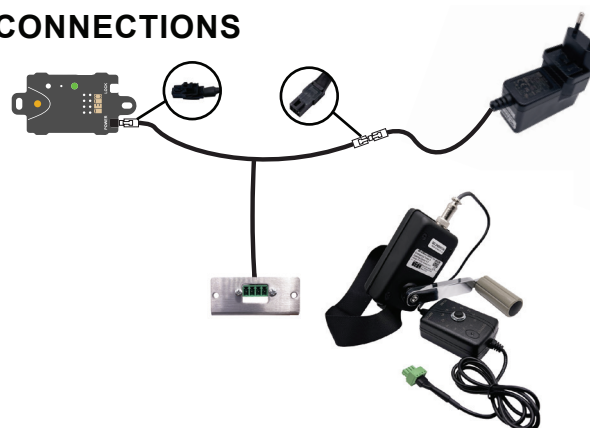


TECHNICAL DATA	OPERATION
Cable Length	3 m
Connectors	4 Pin Phoenix (Male / Female)

DIMENSIONS



CONNECTIONS

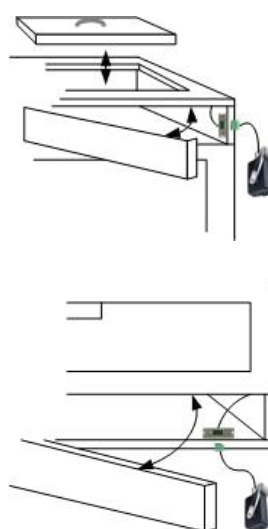


MOUNTING




Anywhere in the furniture which is accessible easily is a good place to install the mounting bracket of the extension cable.

Behind a drawer, behind a door, behind a panel – wherever the user can connect easily and wherever the furniture aesthetic is not disturbed is a good place.



Consider that mounting the bracket in the top area in most application requires a ladder to access.

Consider that the socket panel must open easily to



access and connect the hand terminal.

1. Connect the Emergency Power and Opening Device (MI-EMO3-0002-12).
2. Turn the hand crank continuously in a circular motion.
3. Pull on a door or drawer to open it