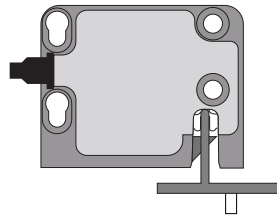
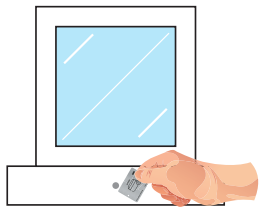


HOW TO USE ACCESS KEY FOB

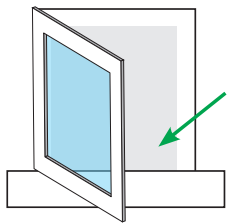
Quick and easy. Step by step.



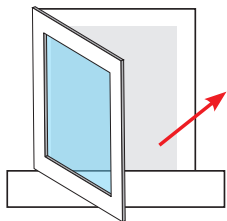
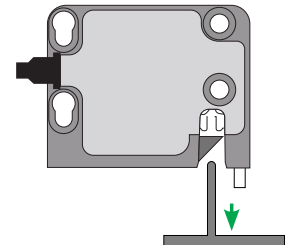
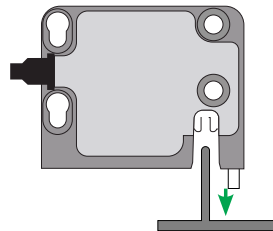
ATTENTION: The **ACCESS KEY FOB** is only used for day to day openings and **NOT** stop the alarms.



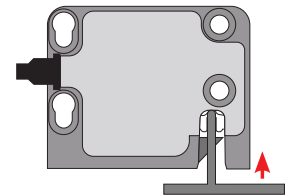
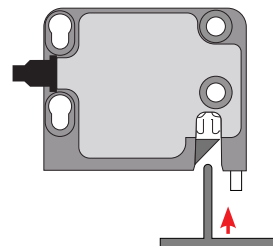
Present **ACCESS KEY FOB**.



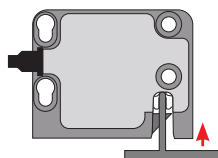
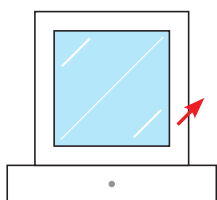
Open the door.



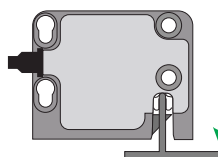
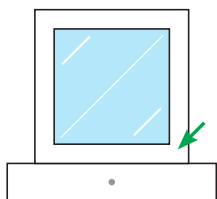
Close the door.



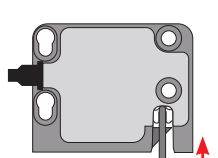
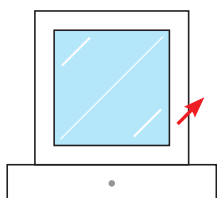
CORRECT DOOR CLOSING. Perform a push and pull test on the door to ensure it's full locked.



1. **PUSH INSIDE to CLOSE**



2. **PULL OUTSIDE to CHECK**



3. **PUSH INSIDE to REMOVE TENSION**

Perform this PUSH-PULL-PUSH closing EVERY time you close a door and drawer!