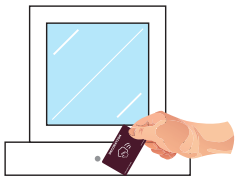


## HOW TO USE DECORATION CARD

Quick and easy. Step by step.

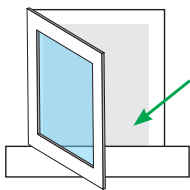


**ATTENTION:** When the **DECORATION CARD** is presented the **OPEN DOOR WARNING SOUND IS DISABLED**.



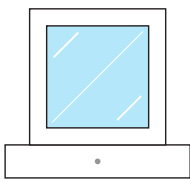
Present **DECORATION CARD** to the reader.

This card is intended for cleaning and decorating the showcase.



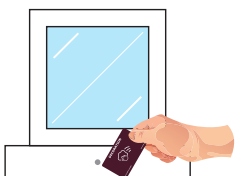
Open the door.

The door can stay open indefinite time without warning sound.



Close the door.

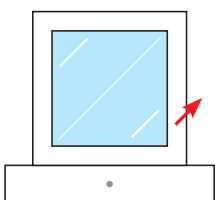
Closing the door automatically stops decoration mode.



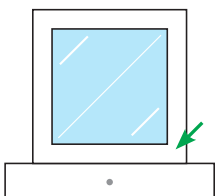
Present **DECORATION CARD** to another door of this Show Case”.

The common Feature of “**1 DOOR OPEN LIMITATION**” is disabled and several doors can stay open for this operation.

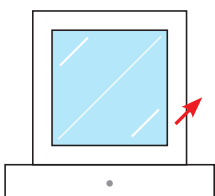
**CORRECT DOOR CLOSING.** Perform a push and pull test on the door to ensure it's full locked.



1. **PUSH INSIDE to CLOSE**



2. **PULL OUTSIDE to CHECK**



3. **PUSH INSIDE to REMOVE TENSION**

**Perform this PUSH-PULL-PUSH closing EVERY time you close a door and drawer!**