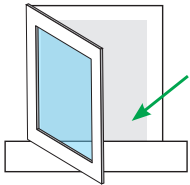


HOW TO STOP THE ALARM - SUPERVISOR CARD

Quick and easy. Step by step.



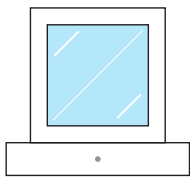
ATTENTION: Only the **SUPERVISOR CARD** can deactivate the store alarms. It must be kept secure, for use exclusively by the store supervisor.



If the door is opened in an unauthorized way without Keyfob presentation, the alarm will be activated.



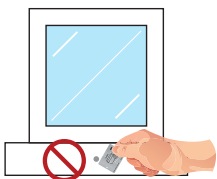
Alarm Activated



Closing the door will **NOT** stop the alarm.



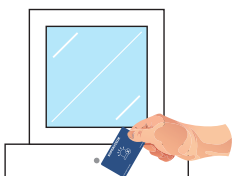
Alarm Activated



Using the **KEYFOB** will **NOT** stop the alarm.



Alarm Activated

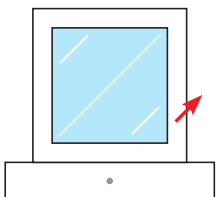


The alarm will only be deactivated when the **SUPERVISOR CARD** is presented.

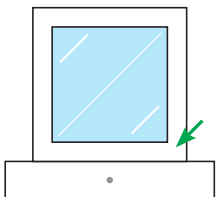


Alarm Stop

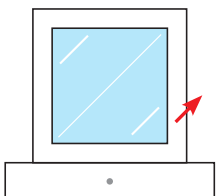
CORRECT DOOR CLOSING. Perform a push and pull test on the door to ensure it's full locked.



1. PUSH INSIDE to CLOSE



2. PULL OUTSIDE to CHECK



3. PUSH INSIDE to REMOVE TENSION

Perform this **PUSH-PULL-PUSH** closing **EVERY** time you close a door and drawer!