


HOW TO PROGRAM KEYS FROM OUTSIDE OVER READER SYSTEM CARD - Quick and easy. Step by step.



IMPORTANT: You must present each key quickly with no more than **FOUR (4) SECONDS** between them. If you exceed this time, you'll need to restart the process.



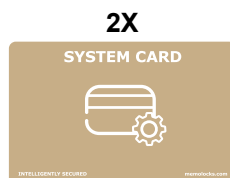
Video tutorial



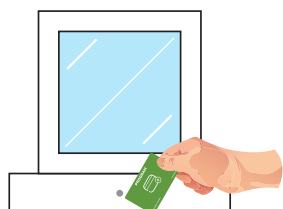
1st Presentation
1 Long Beep



2nd Presentation
2 Beep



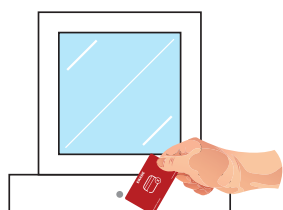
Present **SYSTEM CARD**
TWICE to the reader.



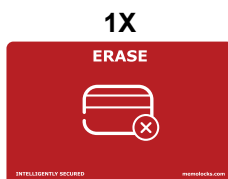
2 Beep



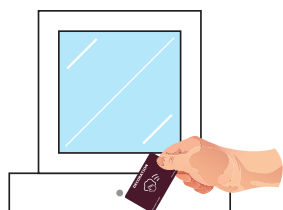
Present **PROGRAM** Card
to the Controller



3 Beep



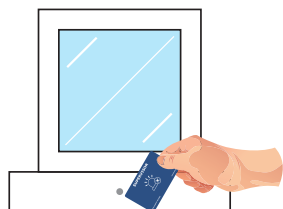
Present **ERASE** Card
to the Controller



4 Beep




Present **DECORATION** Card
to the Controller



5 Beep



Present **SUPERVISOR** Card
to the Controller



1 Beep



Present **ACCESS KEY FOB**
to the Controller



Wait for system confirmation sound to signify that the Keys and Cards have been successfully programmed.



System Ready