

Air2One Motor Locks

Smart Electronic Furniture

Lock Type 2002



Lock Type 0002



Smart Electronic Furniture Lock for MEMO AIR2-LINE Security Systems, all Variations.

Highest Performance

This smart electronic Lock is setting the industry standard in FURNITURE SECURITY, and it combines a flat and compact design for easy integration into furniture. The lock provides high resistance against break in attempts and is very easy to install and adjust.

The integrated mechanical door sensor monitors open doors and drawers and allows various security options.

It's Wide adjustment range makes the lock tolerant for misalignment of doors and drawers in all directions. A mechanical holding spring keeps the Lock Latch in position and can replace a magnetic door holder.

Easy To Install

The slim design makes it ideal for use in furniture with space limitations. The metal housing is easy to fix and extremely durable – a maintenance free Lock with a large adjustment range.

Air2One Motor Locks

Technical Data

Compressive tensile strength 2002 Lock	250 kg - 551,15 Lbs.*
Compressive tensile strength 0002 Lock	750 kg - 1653,47 Lbs.*
Cable Length	3m
Connector	6 pin Molex Nano-fit Socket
Bolt	Steel Bolt 10 mm
Operating Voltage	12 V DC
Locking Cycles (under specified installation)	50000*
Current Consumption	100mA
Power Supply requirement for 8 Locks	25W

Features

Door Open Sensor	Optional
Push-to-Open Capability	YES
Auto-Eject	Optional
Mechanical Emergency Opening	NO
Permanent ON Capability	YES

*Lock installed as per recommendations and using high performance steel frames together with steel bolts.

It is advised to keep door gaps as small as possible, max 3mm recommended!

Locking function MUST be tested in sample furniture before final production to ensure lock manipulation is not possible and misalignment tolerances are established - to ensure safe and secure locking !

Lock Installation MUST be tested during assembly before the door/ drawer is closed the first time to avoid blocking access into a cabinet.

Air2One Motor Locks

Installation Recommendations

Scan me !

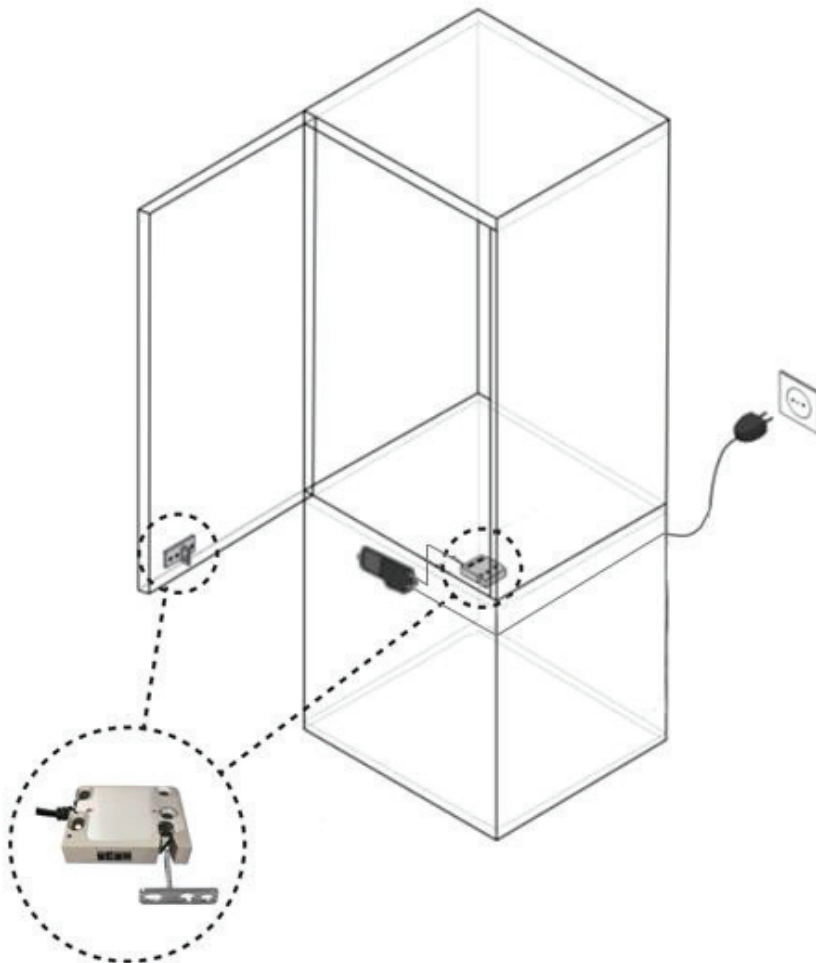


Installation Test 0002 Lock
Outside View

Scan me !



Installation Test 0002 Lock
Inside View



ATTENTION !

FOLLOW THE MEMO INSTALLATION GUIDELINES CAREFULLY!

LOCK MUST BE INSTALLED IN A WAY THAT IT CAN BE DISMANTLED FROM THE OUTSIDE IN CASE OF A DEFECT WHILE THE DOOR IS LOCKED. ACCESS TO THE CABINET INSIDE MUST BE MAINTAINED BY AN ALTERNATIVE WAY AT ALL TIMES.

ELIMINATE ANY OPENING TENSION on doors and drawers by adjustment of Lock and door / drawer setup.

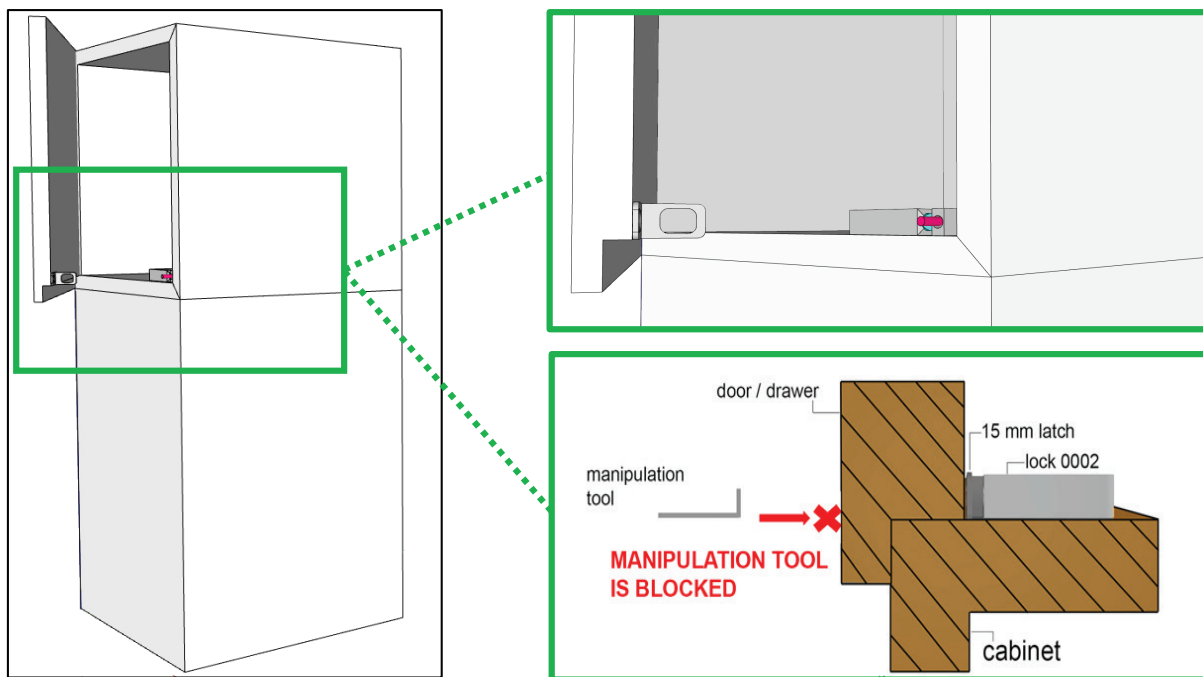
The integrated HOLDING SPRING keeps unlocked doors/drawers closed and prevents unwanted self opening - this feature DOES NOT replace a proper door adjustment, tension on the door MUST be avoided at any time!

Test Lock function on a prototype furniture before going into production!

Air2One Motor Locks

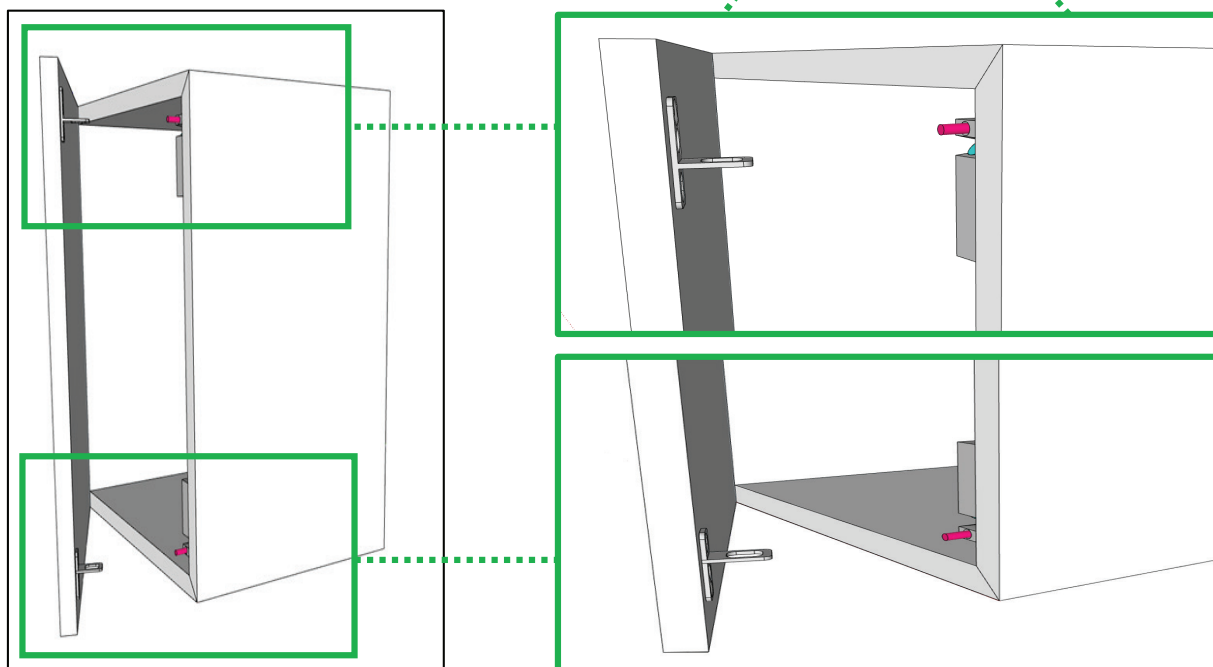
HORIZONTAL Locking Position

Bottom Installation with cover panel
Door / Drawer with Rabbet



VERTICAL Locking Position

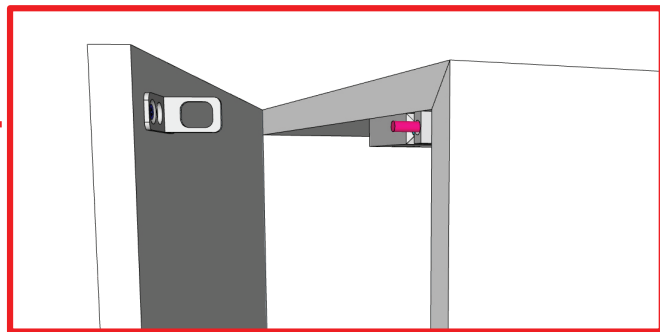
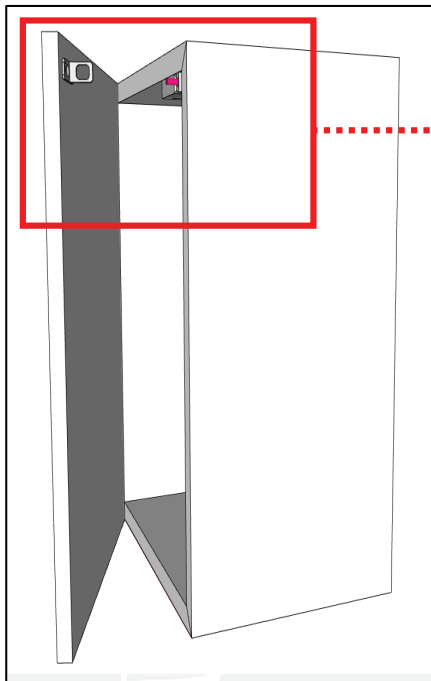
Installation at side with cable relief inside



Air2One Motor Locks

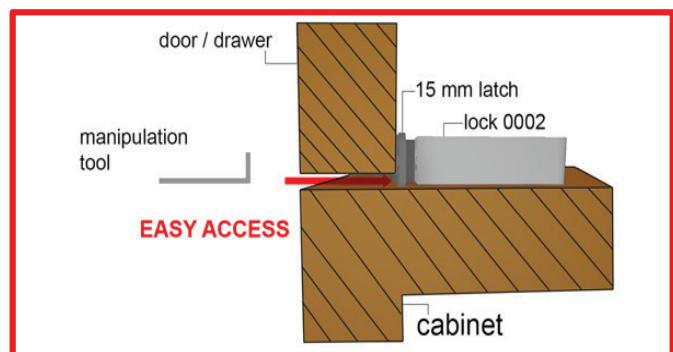
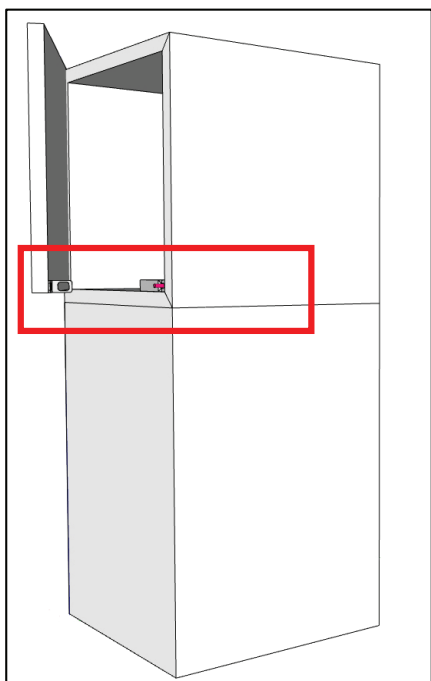
NOT RECOMMENDED MOUNTING

Locking Position at the Top



A hanging door will lead to misaligned Lock / Latch position and finally will result in LOCK-ING FAILURES!

Door/Drawer without Rabbet



Cabinet design without door rabbet enables manipulation options for criminal attempts and must be avoided under any circumstance!

Air2One Motor Locks


AIR2-LINE Motor Locks Variations

Convenient opening + door monitoring capabilities

MI-MMV1-2002-12AIR

(reinforced plastic housing with 250kg resistance force)


- Latch 15 mm
- 3 m cable
- 6 pin Molex Nano-fir-Socket



MI-MMV1-0002-12HSAIR

(recommended for biggest free play)


- Latch 15 mm
- 3 m cable
- 6 pin Molex Nano-fir-Socket



MI-MMV1-0002-12HSSCA

(feed slim cable through drill holes)


- 0.5 m cable + NANO connector + 2.5 m ext. cable
- Latch 15 mm



MI-MMV1-0002-12PSAIR

(ejects doors / drawers, requires 1:1 reader)

- Auto Eject
- 3 m cable
- Latch 15 mm



Air2Mini Lock 0002

AIR2-LINE Motor Locks Accessories

Latch for Lock 13 mm
MI-ENC2-0005-02SAIR
 (5 pcs pack)
 (41.5 x 28.5 x 13 mm) slim Latch supplied with Lock type 0002.




Latch for Lock 15 mm
MI-ENC2-0005-02MAIR
 (5 pcs pack)
 (41.5 x 28.5 x 15 mm) standard Latch supplied with Lock type 0002.



Shims for Lock(10 pcs pack)
MI-SHM1-0002-10AIR
 Shims made of anodized aluminum used to facilitate the correct installation alignment of 0002 Locks.

Scan me !



Shims for Latch (10 pcs pack)
MI-SHM1-1002-13AIR | MI-SHM1-1002-15AIR
 Shims made of anodized aluminum used to facilitate the correct installation alignment of 13 mm and 15 mm Latches.

Scan me !



Extension Cable for Electric Locks
MI-CAB1-5001-03AIR (3m)

Extend lock cable to a maximum length



Clip Connector (10 pcs pack)
MI-CAB7-1004-04AIR
 Cable connector to splice lock cables at any length for easy Installation or exchange (switch OFF power when cutting a cable!)

