

Air2One External Reader SET

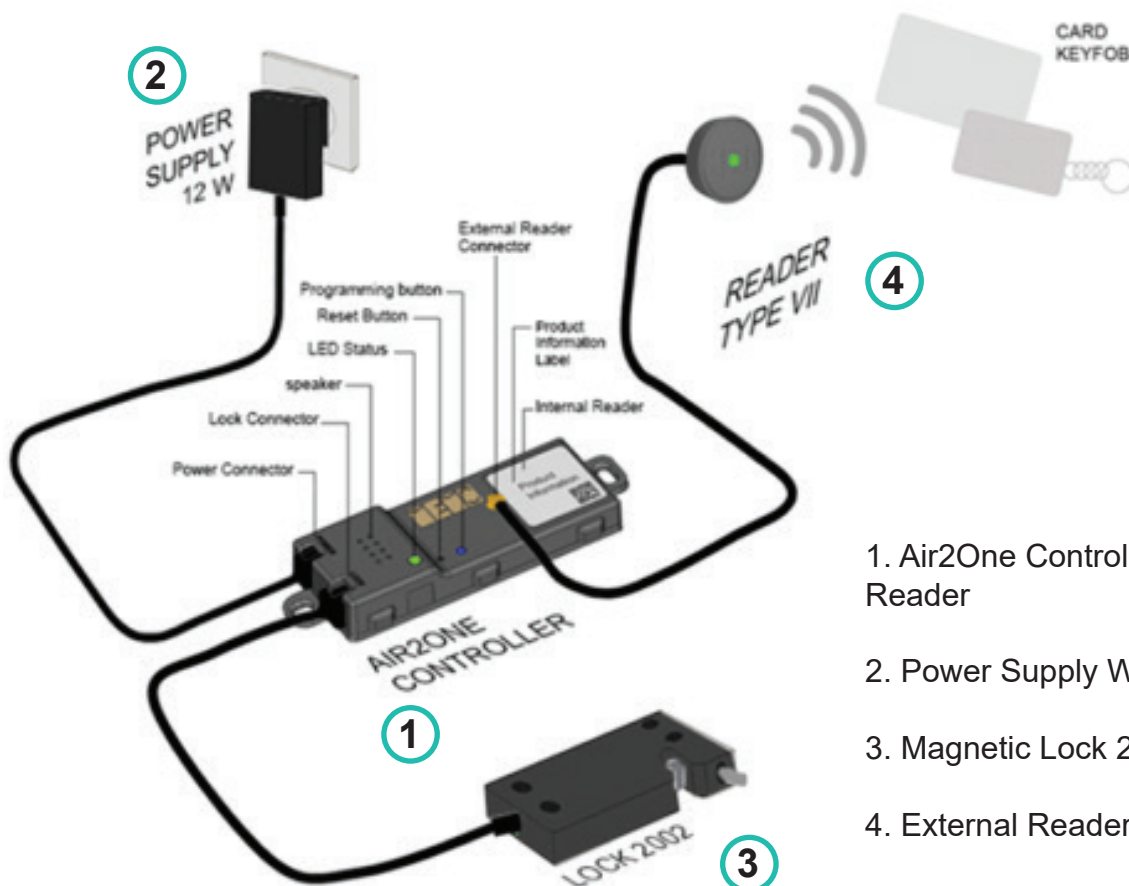
Air2One Set External Reader, 2002 Lock, PS 12W
Article Number: MI-SET1-AIR-2002-01E

Ultra compact FURNITURE ACCESS Controller with External Reader, supporting the full range of convenience and security features.

This SET contains all components, required to secure one door or drawer with a compact and high resistance electronic lock type.

The External Reader allows flexible placement, and the Power Supply fulfils worldwide safety standards.

APP control and flexible key-management are included, a wide range of security features are optional available on subscription base.



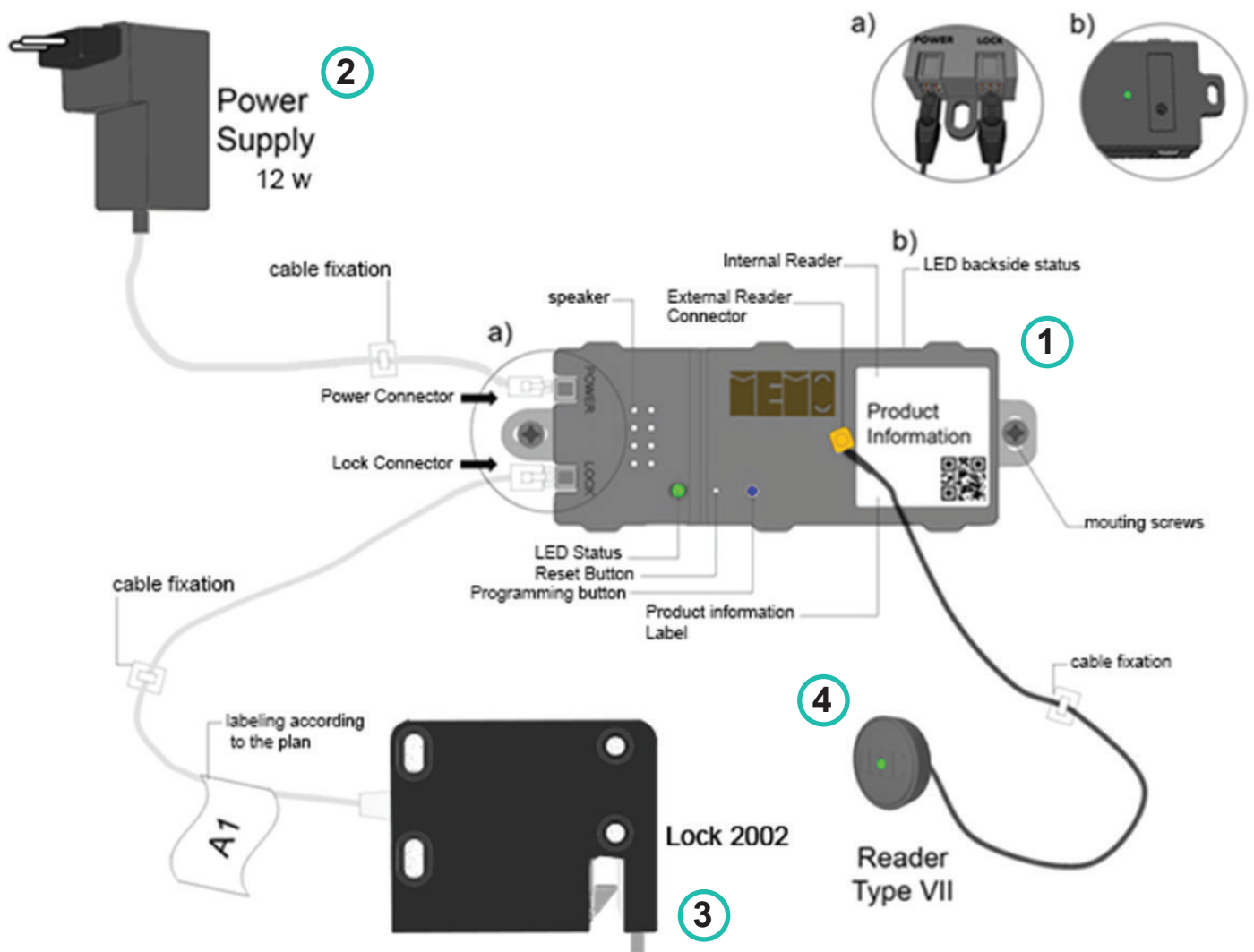
1. Air2One Controller - External Reader

2. Power Supply WW 12W

3. Magnetic Lock 2002

4. External Reader Type VII

Air2One External Reader SET



1. Air2One Controller - External Reader
2. Power Supply WW 12W
3. Magnetic Lock 2002
4. External Reader Type VII

Air2One External Reader

Furniture Access & Security Controller

Article Number: MI-CON-0001E-AIR



FURNITURE ACCESS Controller with external reader – ultra compact size allows mounting directly behind the furniture front panel. The device provides acoustic and visual status information and simple connectivity by labelled connectors for the lock and power supply.

Connectivity to one lock, supporting the full range of MEMOs furniture lock types and external readers.

Optional:

- A wide range of SECURITY FEATURES configurable via mobile APP(Android or iOS).
- BLUETOOTH mesh for wireless network.
- WIFI settings to benefit from the optional MAINTENANCE & STATISTICS package.

Technical Data

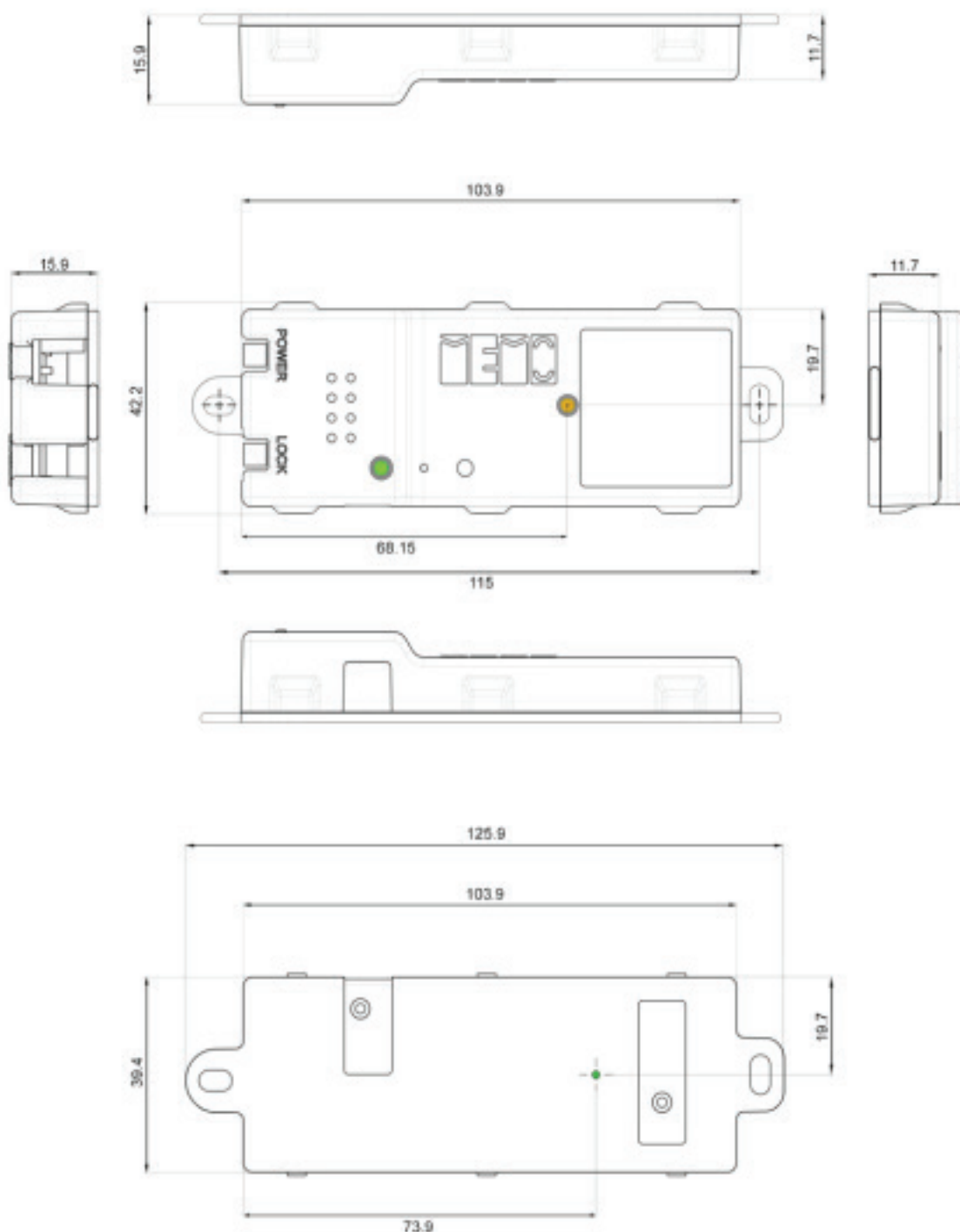
Dimension	125.9 x 42.2 x 15.9 (mm) / 4.95 x 1.66 x 0.62 (inch)
Input Voltage	12 V DC $\pm 10\%$ (External Power Supply)
Power Dissipation	Typical 4W, Maximum 10W
Temperature Range	10°C – 50°C
Protection Rating	IP20
Controlled Outputs	1 (1 volt-free contact + 1 load driver parallel)
Volt-Free Contact Maximum Voltage	24V
Volt-Free Contact Maximum Current	20mA
Load Driver Output Voltage	Power Supply voltage (Fuse Protected 1.1A)
Alarm Sensor Inputs	1

Features

Overvoltage Protection	YES
Over current Protection	YES
Audio Feedback	Onboard 8 Ohm Speaker
Visual Indicator	2 x RGB LED (Top and Bottom)
Network Functions	Secured BLE MESH between nodes
Configuration and Management	Android or iOS Mobile application
Emergency Opening Support	YES
Security Opening with Door Control	YES
Certifications	CE, FCC, ROHS

Air2OneExternal Reader

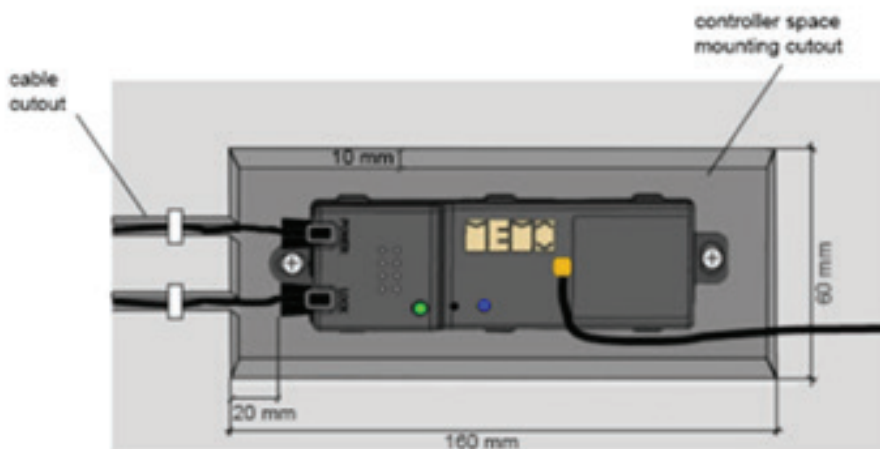
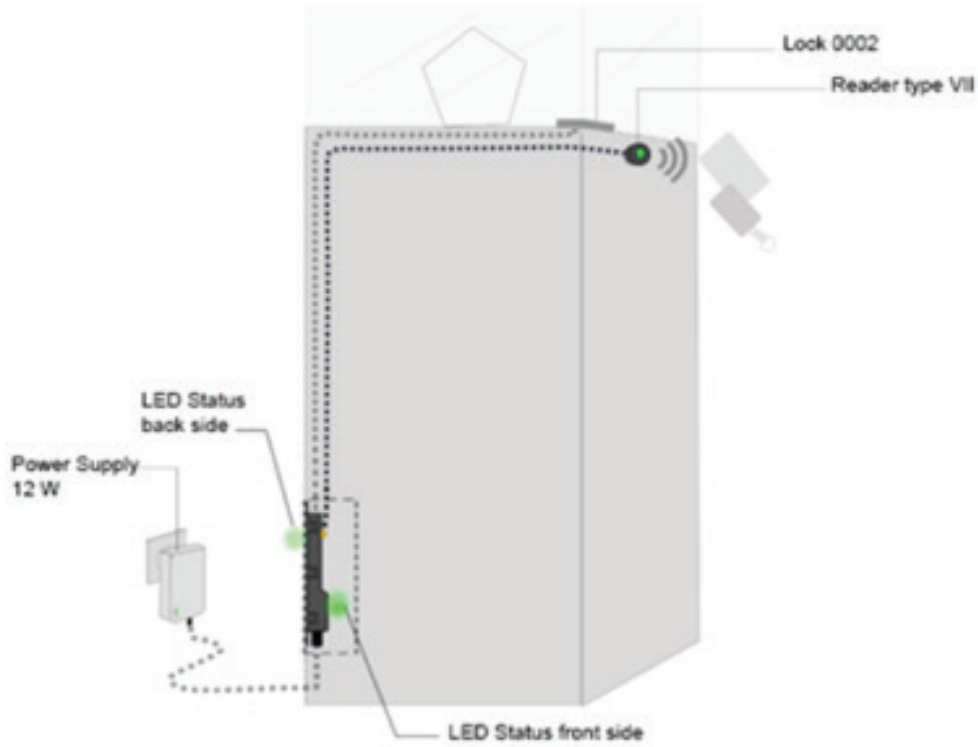
Dimension



Dimensions expressed in mm
Tolerance ± 0.5 mm

Air2One External Reader

Mounting Recommendations



Air2One PS 12 W

Power Supply 12 W AIR
AC Plug Type: Worldwide

Article Number: MI-PSY3-0012-12AIR



Technical Data

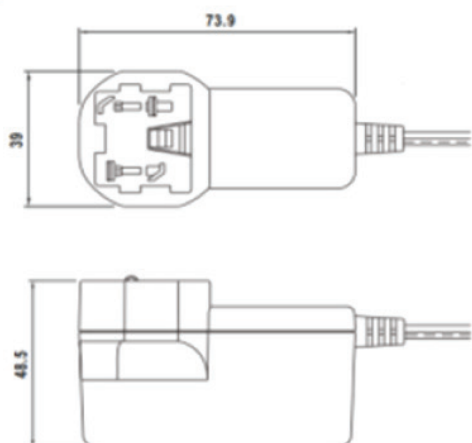
Dimensions (LxWxH)	73,9 x 39 x 48,5 (mm)
Cable Length	1,0 m 12 V DC Line / No Power Cord
Input Voltage	100 – 240 VAC, 50 – 60 Hz
Connector	4 pin Molex Nano - fit socket
Operating Voltage	12 V DC
Power	12 W
Current	1A
Power Loss at 40 °C	- 30 %
Temperature Range	-10 °C to 50 °C





Features

Overload / Overvoltage Protection	YES
Safety Isolation	YES
Worldwide Power Standards	YES
Certifications	TÜV/GS, EN/EC, CE, UL, FCC, CSA, CCC, AS/NZS, ROHS

Dimensions

(mm)



	
EUROPEAN TYPE	AMERICAN TYPE
	
AUSTRALIAN TYPE	BRITISH TYPE

Air2One Lock 2002

Motor Furniture Lock

Mechanical Door Sensor

Article Number: MI-MMV1-2002-12AIR



This lock type combines flat and compact design with high resistance against break in attempts. Built-In mechanical door sensor. Wide adjustment range makes the lock tolerant for misalignment of doors and drawers in all directions. Comes with a Slim Latch for use in furniture with space limitations. The housing is easy to fix and extremely durable - a maintenance free lock with biggest possible adjustment range.

Technical Data

Compressive tensile strength 2002 Lock	250 Kg *
Cable Length	3 m
Connector	6 pin Molex Nano-fit Socket
Bolt	Steel Bolt 10 mm
Operating Voltage	12 V DC
Locking Cycles	50 000
Current Consumption	100 mA
Power Supply requirement for 8 Locks	25 W
Temperature Range	0 °C to 50 °C
Dimensions (LxWxH)	70 x 56 x 15 (mm)
Door Latch Dimensions (LxWxH)	41,5 x 26,5 x 15 (mm)

Features

Door Open Sensor	YES
Push-to-Open Capability	YES (not recommended)
Auto-Eject	Optional
Mechanical Emergency Opening	NO
Permanent ON Capability	YES

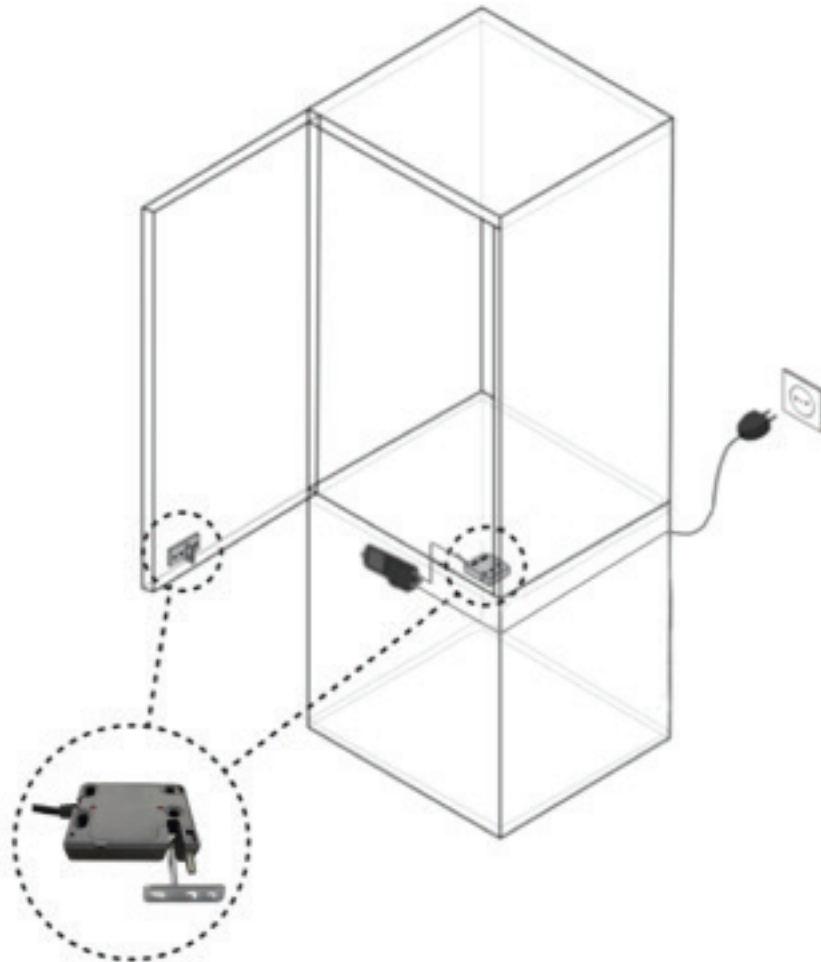
* Perfect mounting situation on high performance steel frames, mounting with steel bolts. For best security keep door gaps as small as possible, max. 3 mm recommended! Applicable on wooden furniture - strength of lock will be higher than that of the wood.

Locking function MUST be tested in a sample furniture before final production regarding manipulation security and tolerance for misalignment - to ensure safe and secure locking!

Lock Installation MUST be tested while assembly before the door/drawer is closed the first time - to avoid blocking access into a cabinet!

Air2One Motor Locks

Installation Recommendations



Scan me !



Installation Test 0002 Lock
Outside View

Scan me !



Installation Test 0002 Lock
Inside View

ATTENTION !

FOLLOW THE MEMO INSTALLATION GUIDELINES CAREFULLY!

LOCK MUST BE INSTALLED IN A WAY THAT IT CAN BE DISMANTLED FROM THE OUTSIDE IN CASE OF A DEFECT WHILE THE DOOR IS LOCKED. ACCESS TO THE CABINET INSIDE MUST BE MAINTAINED BY AN ALTERNATIVE WAY AT ALL TIMES.

ELIMINATE ANY OPENING TENSION on doors and drawers by adjustment of Lock and door / drawer setup.

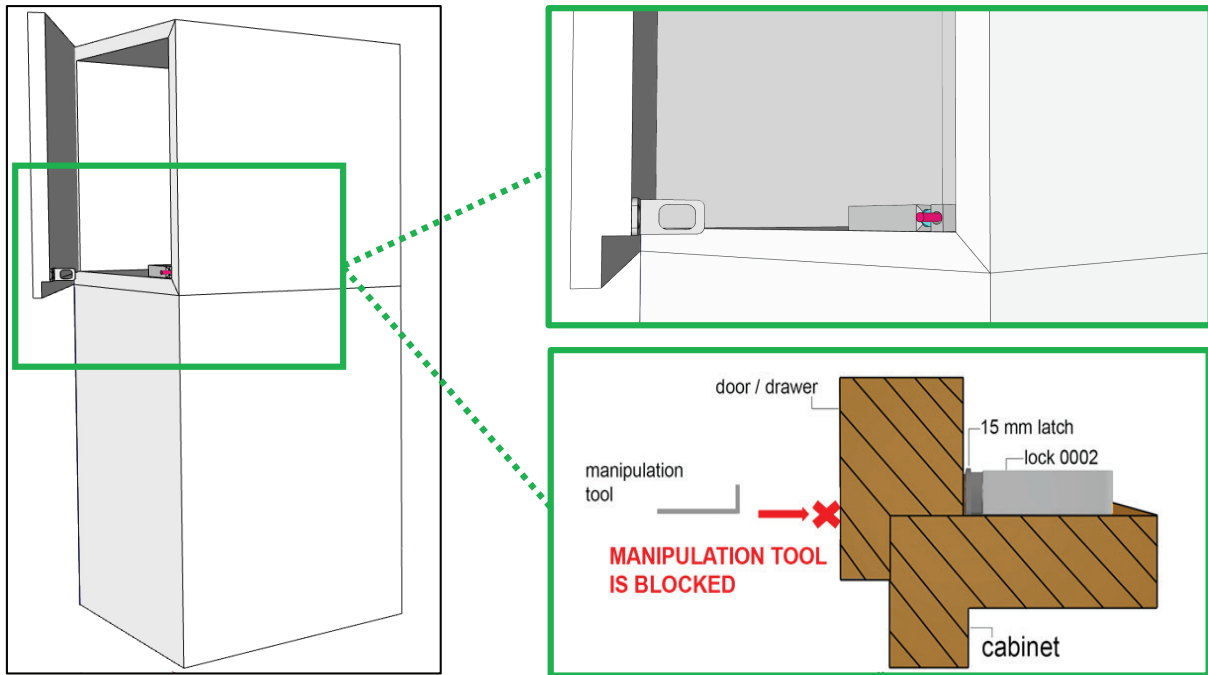
The integrated HOLDING SPRING keeps unlocked doors/drawers closed and prevents unwanted self opening - this feature DOES NOT replace a proper door adjustment, tension on the door MUST be avoided at any time!

Test Lock function on a prototype furniture before going into production!

Air2One Motor Locks

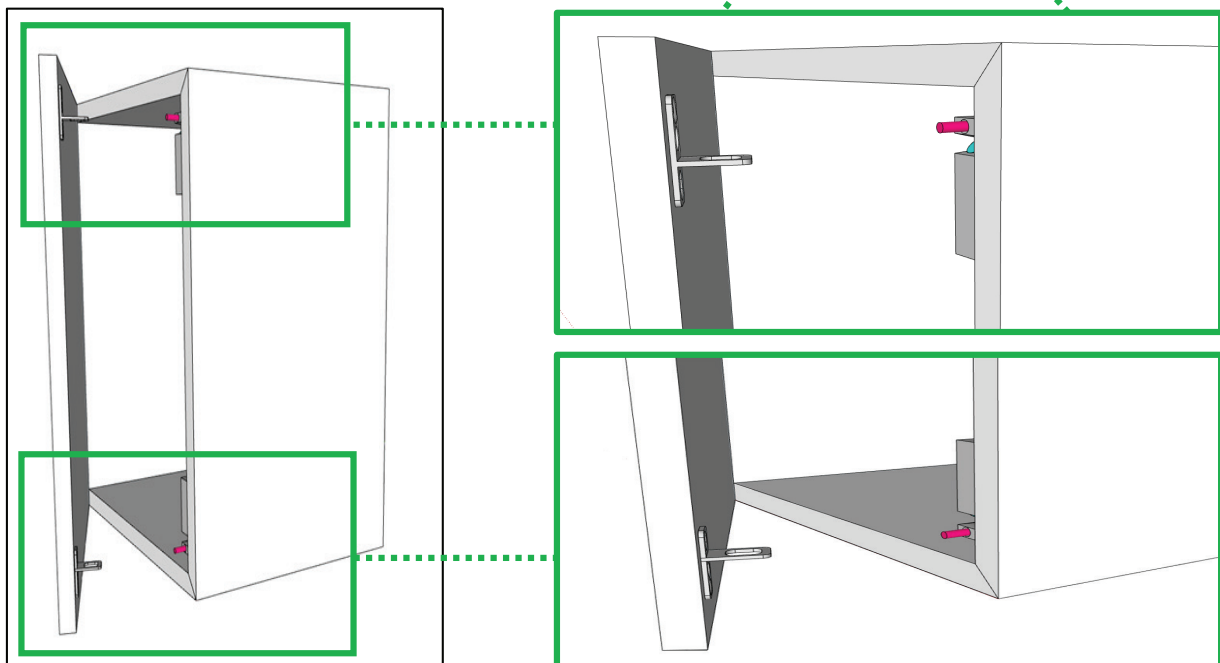
HORIZONTAL Locking Position

Bottom Installation with cover panel
Door / Drawer with Rabbet



VERTICAL Locking Position

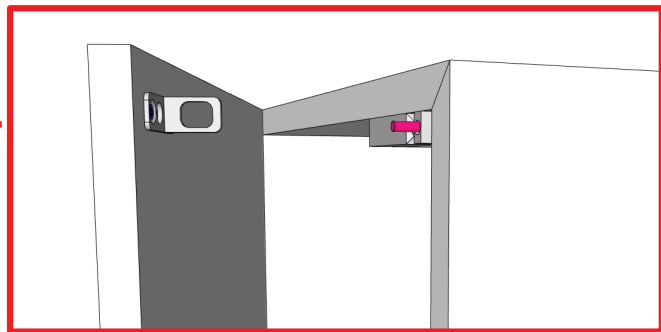
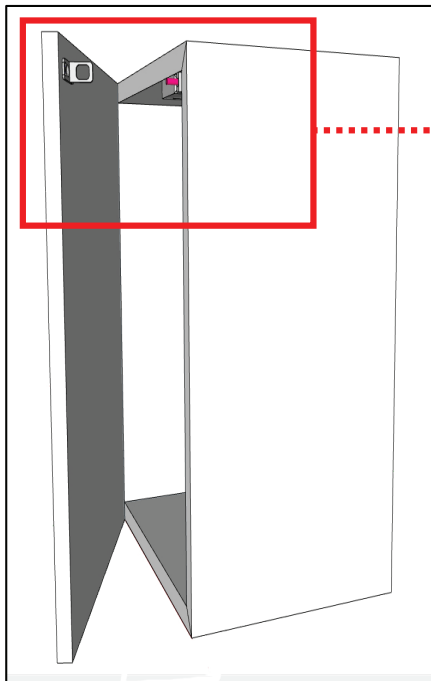
Installation at side with cable relief inside



Air2One Motor Locks

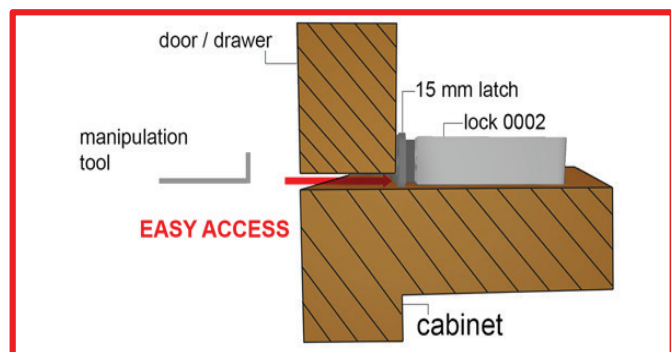
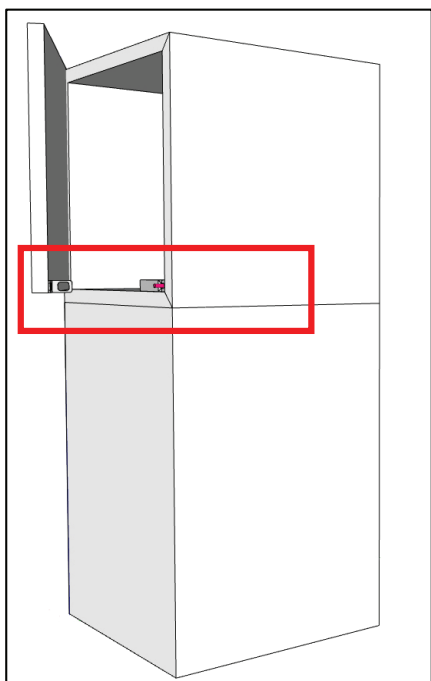
NOT RECOMMENDED MOUNTING

Locking Position at the Top



A hanging door will lead to misaligned Lock / Latch position and finally will result in LOCK-ING FAILURES!

Door/Drawer without Rabbet



Cabinet design without door rabbet enables manipulation options for criminal attempts and must be avoided under any circumstance!

Air2One Reader Type VII

Reader Type VII – ROUND LED – 3 m cable, AIR2-LINE

Article Number: MI-ANT7-0000-03AIR



Technical Data

Dimensions (LxWxH)	34,5 diam x 8,3 (mm)
Cable Length	3m
Connector	Coaxial MCX Male
Temperature Range	-10 °C to 50 °C
Protection Class	IP44

Functions

Operation through Wood, Plastic, Glass etc.	YES
Operation through any Metal or Mirror	NO
LED	YES

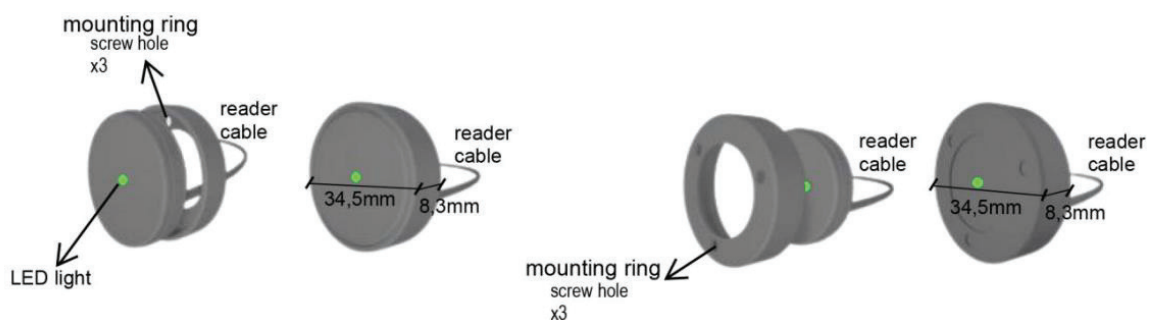
Reader Range

CHIP Key Card	4 cm (3cm using 2 Readers)- through the air*
CHIP Key Ring	3 cm (2 cm using 2 Readers)- through the air*

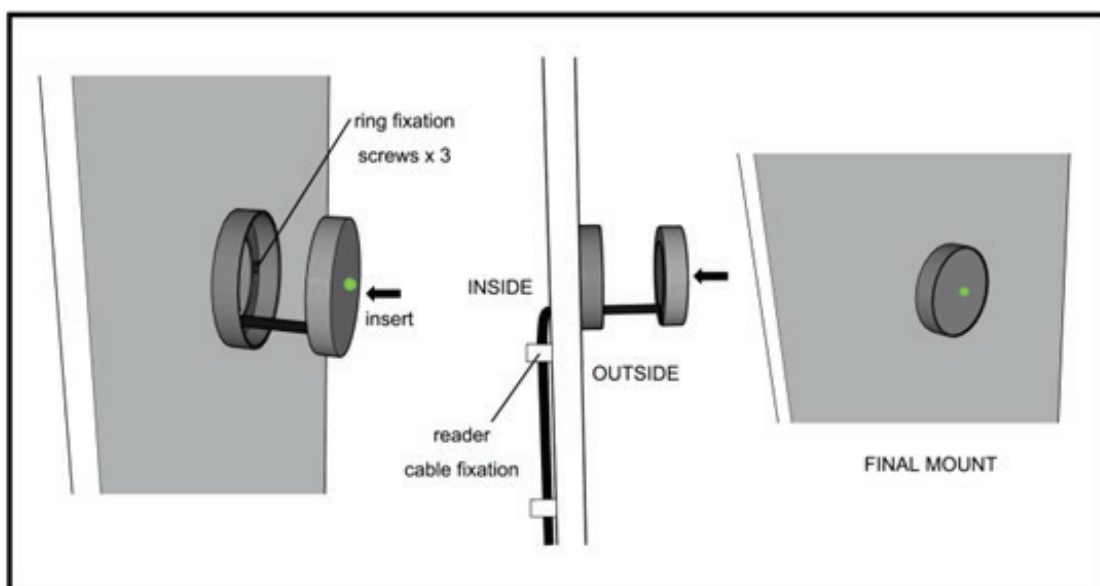
*Other materials between Reader and CHIP may reduce the reading range; field tests are mandatory.

Installation - Reader Type VII

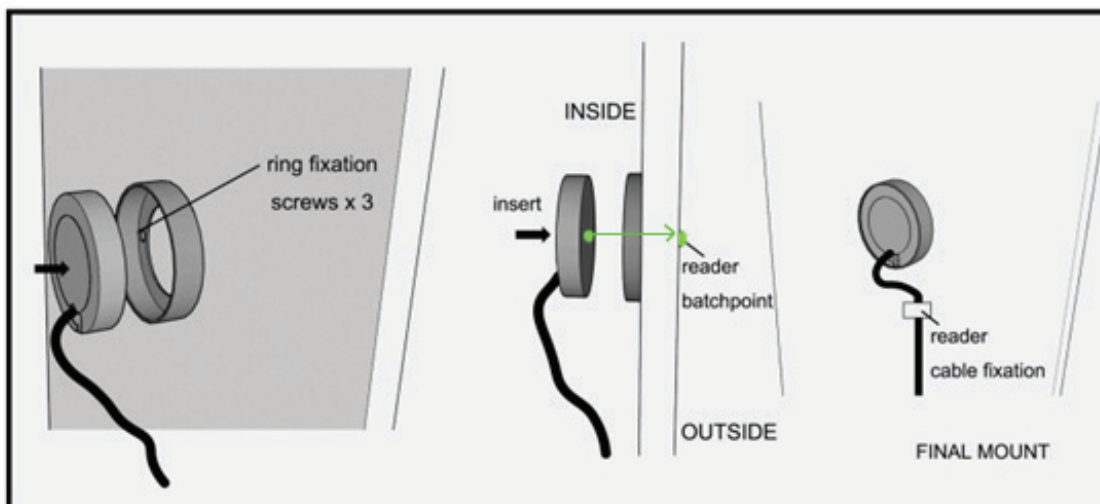
Dimensions



a. Outside the Panel

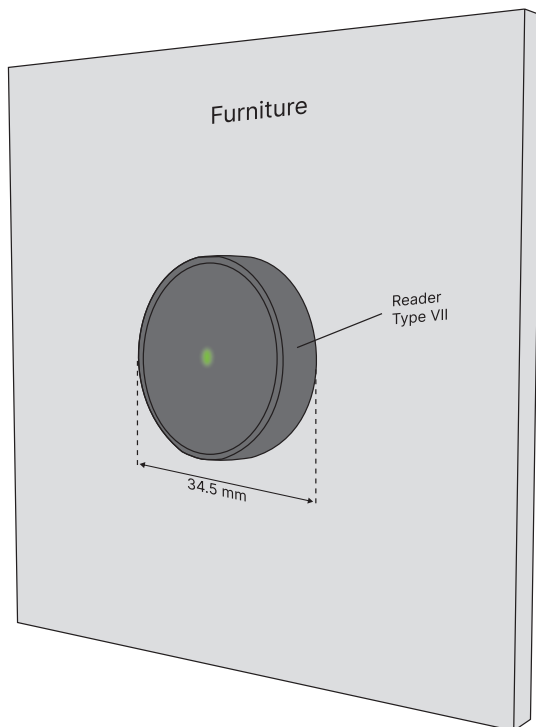


b. Inside the Panel

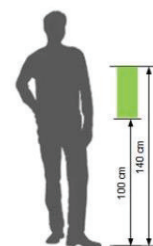
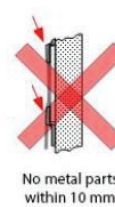
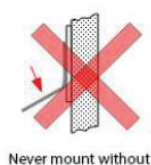
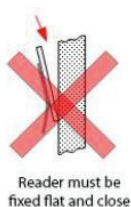
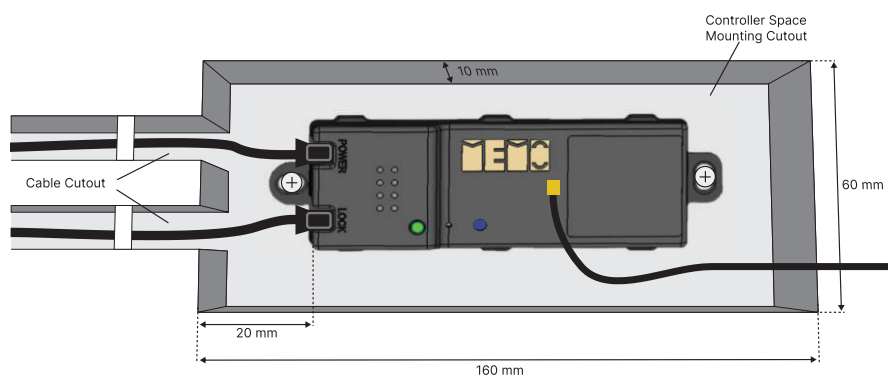
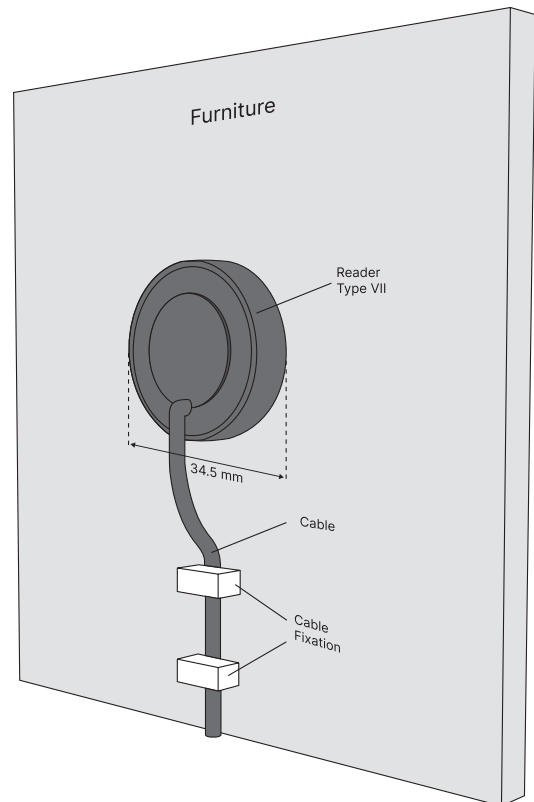


Mounting Recommendations - Reader Type VII

a. Outside the Panel



b. Inside the Panel



AIR2-LINE FAMILY

1.Lock Types

MOTOR LOCK - DOOR SENSOR



MI-MMV1-0002-12HSAIR



MI-MMV1-2002-12HSAIR

b) MAGNETIC LOCKS - DOOR SENSOR



MI-MMV1-0923-12AMAIR



MI-MMV1-1051AIR

c) OWD's



FLAT



ANGLED



VERTICAL



2.Power Supply



PSY3-0012-12AIR
Power Supply 12W



PSY5-0040-12AIR
Power Supply 40W

3. External Readers



MI-ANT3-0001-03AIR
Reader Type III



MI-ANT5-0001-03AIR
Reader Type V



MI-ANT7-0000-03AIR
Reader Type VII